



Kansas
Breastfeeding
Coalition, Inc.



WICHITA STATE
UNIVERSITY

**COMMUNITY ENGAGEMENT
INSTITUTE**

Center for Applied Research and Evaluation

Making a Difference Means Knowing the Difference



IDENTIFYING CARE GAPS:

Conducting Community Assessments to Improve the Chest/Breastfeeding Landscape in Historically Oppressed Communities

Report submitted to NACCHO by Lactancia Latina En El
Suroeste de Kansas (Latina Lactation of Southwest
Kansas) and the Kansas Breastfeeding Coalition

December 2021

Prepared by Sarah Jolley, PhD;
Brenda Bandy, IBCLC;
and Carmen Valverde, CLC

Table of Contents

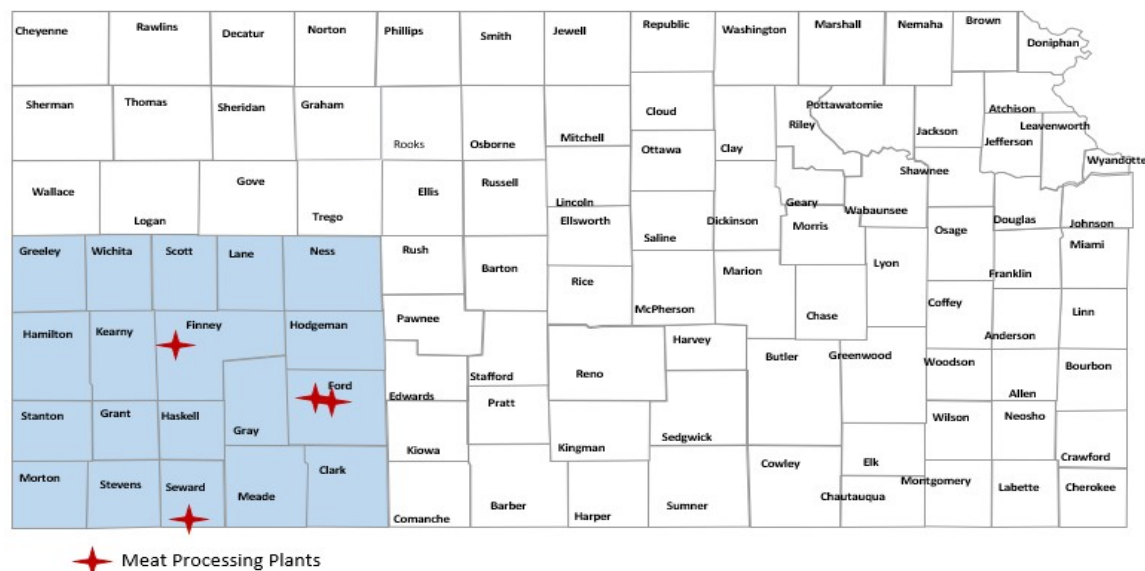
Overview	2
Project Partners	3
Key Findings	3
Section 1: Surveys	4
Section 2: Interviews	11
Section 3: Partner Assessments	11
Section 4: Hospital Assessment	12
Breastfeeding Report Card Analysis	13
Appendix	15

Overview

This project seeks to identify and address inequities in chest/breastfeeding throughout Southwest Kansas (SW KS). SW KS has a rural population of 134,570 individuals, averaging 11.3 people per square mile. It has a high poverty rate of 14.2% compared to the state average of 11.2%. This region has a high fertility rate of 9.6% compared to the state average of 6.2%.¹ Hispanic individuals comprise 44.7% of the population.² Exclusive breastfeeding at six months for infants enrolled in the WIC program in SW KS is 11.0% compared to the state average of 13.4%. Breastfeeding initiation in SW KS is 83.2%³ compared to the state and national averages of 88.7% and 84.1% respectively.⁴

Breastfeeding support is not widely accessible to Latinx families in SW KS due to language and transportation barriers. Low population density requires many families to drive long distances for skilled lactation support not covered by Kansas Medicaid. Four large meat processing plants in SW KS draw immigrants seeking employment, often from countries where food is scarce. Ingrained fears of not being able to feed their children, combined with the challenges of milk expression while working in meat processing plants, leads families to turn to free formula from WIC and while in the hospital after birth. Others avoid accessing public health programs, including Medicaid and WIC, for fear of being denied citizenship due to the “public charge” rule. Lactancia Latina En El Suroeste de Kansas (LLSWKS) is committed to addressing equity and implementing activities co-created by the community focusing on inequities identified by this assessment.

Project Area Map



¹ <https://censusreporter.org/profiles/79500US2001200-southwest-kansas-dodge-city-garden-city-liberal-city-puma-ks/>

² Kansas Annual Summary of Vital Statistics, 2019

³ Kansas Annual Summary of Vital Statistics, 2019, available at https://www.kdheks.gov/phi/as/2019_Annual_Summary.pdf, accessed February 27, 2021.

⁴ National Immunization Survey, 2017 births, available at https://www.cdc.gov/breastfeeding/data/nis_data/results.html, accessed February 27, 2021

Project Partners

- LLSWKS coordinator, Carmen Valverde, oversaw the project and facilitated collaboration among partners. Carmen is a certified doula, Breastfeeding USA peer counselor, and is working toward her Certified Lactation Counselor (CLC) credential. Carmen has successfully completed two other breastfeeding projects in SW KS.
- KBC Co-Executive Director Brenda Bandy, IBCLC, supported Carmen. Brenda has experience conducting community breastfeeding needs assessments and is a member of the USBC Continuity of Care for Breastfeeding Constellation.
- Dr. Sarah Jolley with Wichita State University's Community Engagement Institute assisted in the survey/interview design and data analysis for the final community needs assessment report. She has experience co-creating surveys with community members and working with the KBC on other breastfeeding needs assessments. Dr. Jolley is the current Past-Chair of the KBC Board of Directors.
- Scott Kedrowski, Special Initiatives Director for Russell Child Development Center, attended NACCHO-facilitated meetings, provided breast pump loaner program details, and attended collaboration meetings.
- Staff at local WIC agencies promoted surveys to families, recruited individuals for audio/video story collection, and attended collaboration meetings.

Key Findings

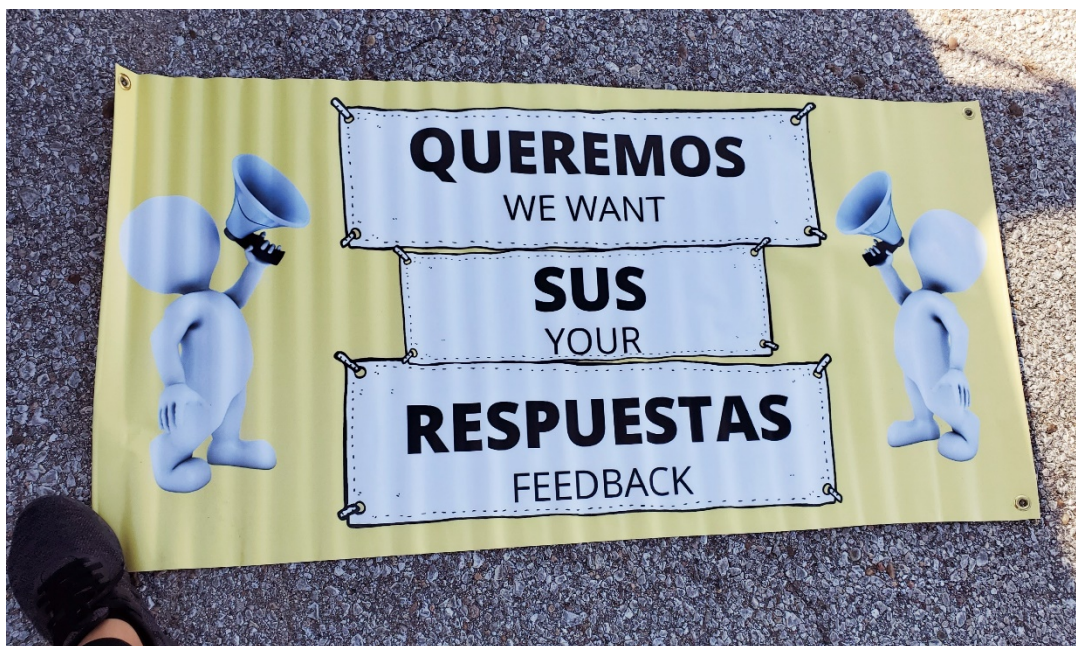
Across all of the methods utilized in this project – surveys, interviews, partner assessments, and hospital assessments – key findings included:

- **Most women want to breastfeed.** Even those who plan to use formula also want to breastfeed. Breastfeeding families should be supported in meeting their breastfeeding goals and addressing any challenges they encounter along the way.
- **Education is important in the decision to breastfeed, and professionals appear to be the top sources for education.** Making sure women are educated about the health benefits of breastfeeding – both for their baby and for them – can impact their decision to breastfeed. About half of the women who took the survey reported receiving breastfeeding education before giving birth, which suggests a possible opportunity related to prenatal breastfeeding education.
- **In addition to education, support is also important, and while professionals play a role here, non-professionals tend to be the top sources for support.** There are many opportunities mentioned throughout this report for improving access to support, including: improving access and increasing referrals to culturally competent support groups and providers, providing support in the hospital setting after baby is born, and finding ways to meet families in their homes where they are most comfortable. One of the biggest barriers in accessing support was child care for other children, so this is important to keep in mind as well.

Section 1: Surveys

A breastfeeding survey was developed based on NACCHO's Breastfeeding Assessment for Families. (See the Appendix for a copy of the survey instrument.) Surveys were available in English and Spanish and were collected online and in person at events in Dodge City (Ford County), Garden City (Finney County), and Liberal (Seward County). A total of 50 surveys were completed in full with 5 additional surveys at varying levels of completion. Of these surveys, 35 were completed in English (with 2 additional incomplete surveys), and 15 were completed in Spanish (with 3 additional incomplete surveys).

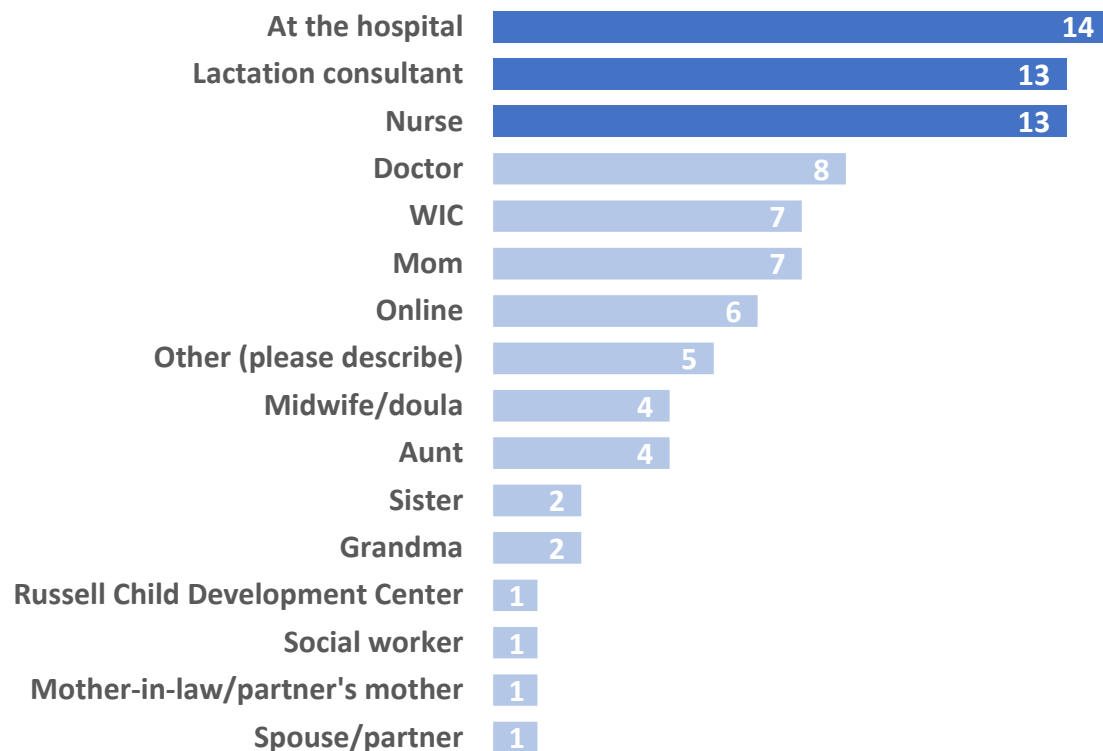
Banner used to promote survey at outdoor events



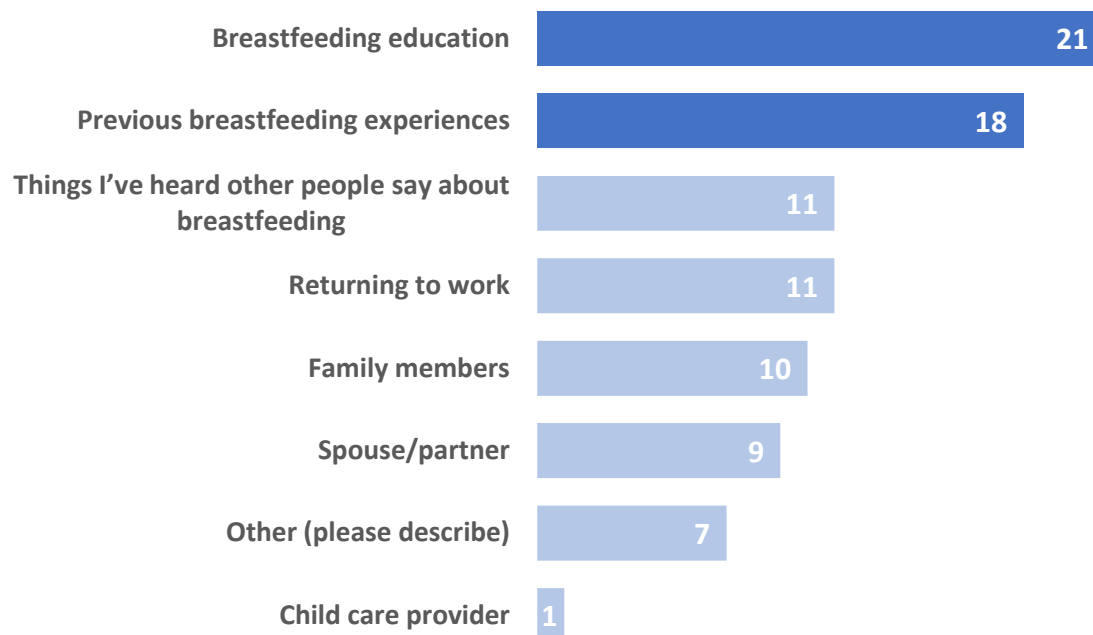
When asked if they had plans to breastfeed before they gave birth, 91% of the women who took the survey said they did plan to breastfeed (50 out of 55). When asked the same question about using formula or other supplementation, only 20% said they planned to use formula (11 out of 54), and of those who planned to use formula, the majority said they also planned to breastfeed (8 out of 11). **Among those who completed the survey, breastfeeding was the preferred method for feeding their babies.**

About half of the women who took the survey (27 out of 55) indicated they had received breastfeeding education before they gave birth. Those who indicated they had received breastfeeding education were then asked where and/or from whom they received this education. The top three sources for breastfeeding education were: at the hospital, from

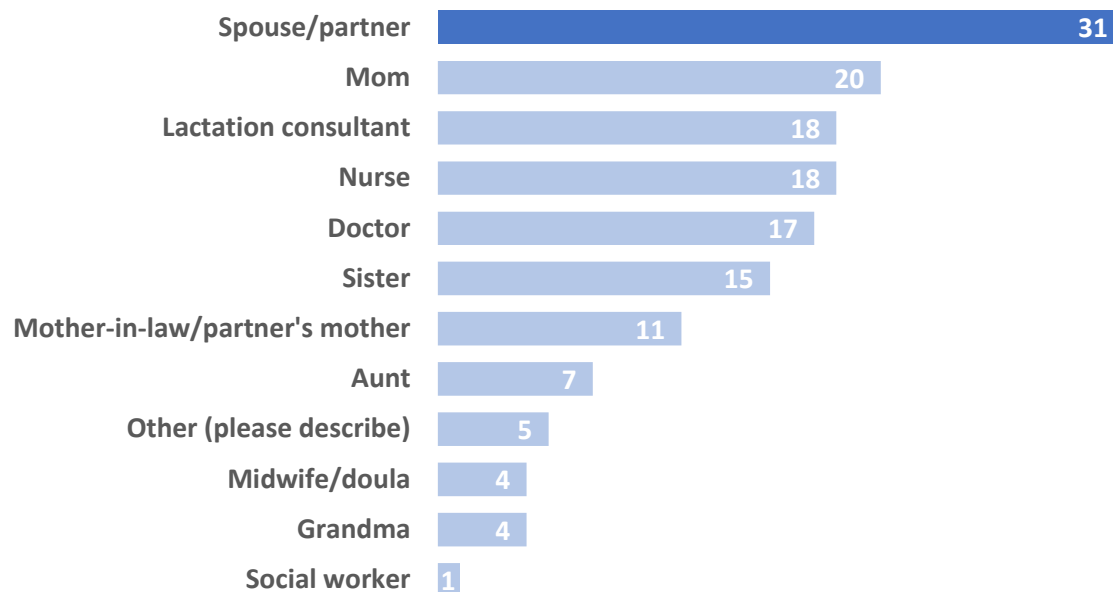
a lactation consultant, and/or from a nurse. **Breastfeeding education appears to most commonly come from professionals/professional sources.**



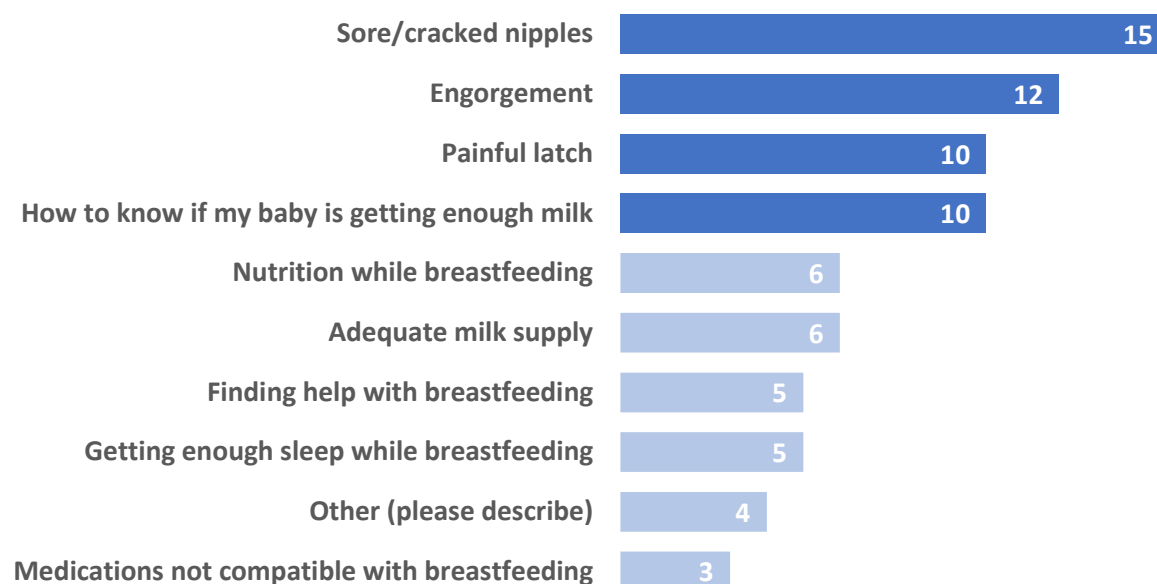
When asked what affected their decision about breastfeeding, breastfeeding education and previous breastfeeding experiences were the top responses.



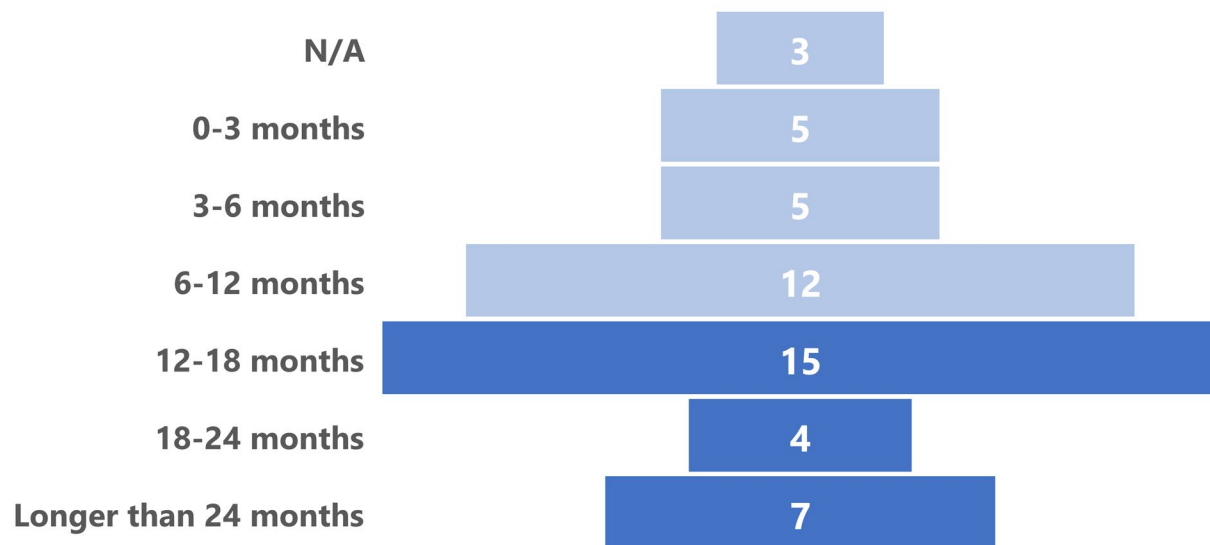
The majority of participants (92%) reported that their spouse/partner was somewhat or very supportive of their decision to breastfeed. When asked if they received support while they were breastfeeding, 83% indicated they did. **While the top sources for breastfeeding education were professionals, the top sources for breastfeeding support were non-professionals – spouse/partner and mom.**



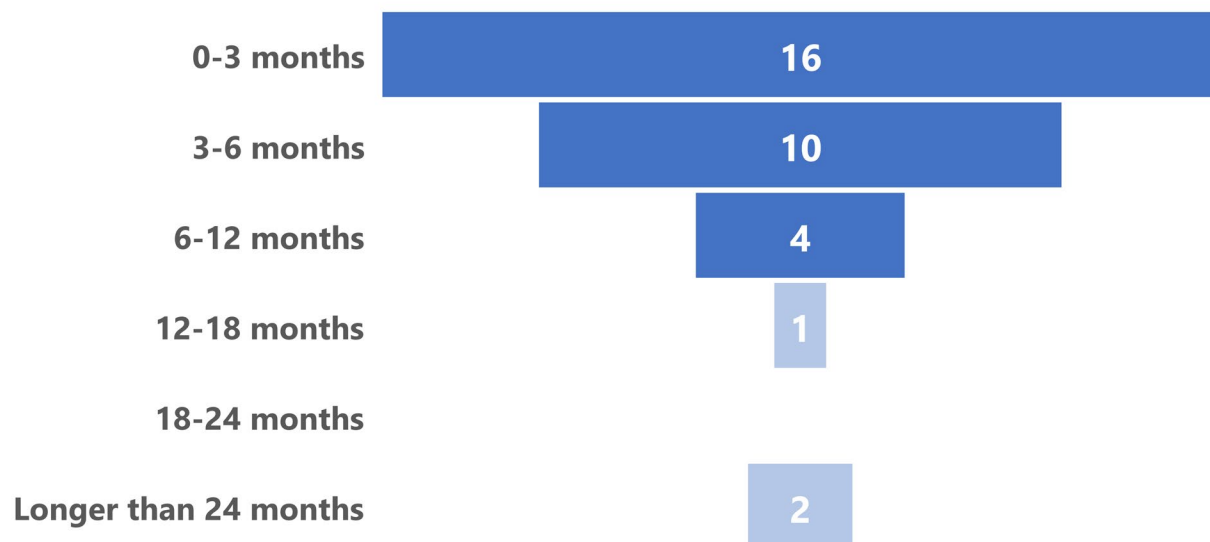
Participants were asked if they had a plan to continue breastfeeding after returning to work or school, nearly three-fourths (73%) said they did have a plan to continue with breastfeeding. When asked if they had any concerns about and/or problems with breastfeeding, 22 of the 51 women (43%) said they did. **The top concerns/problems were sore/cracked nipples and engorgement.**



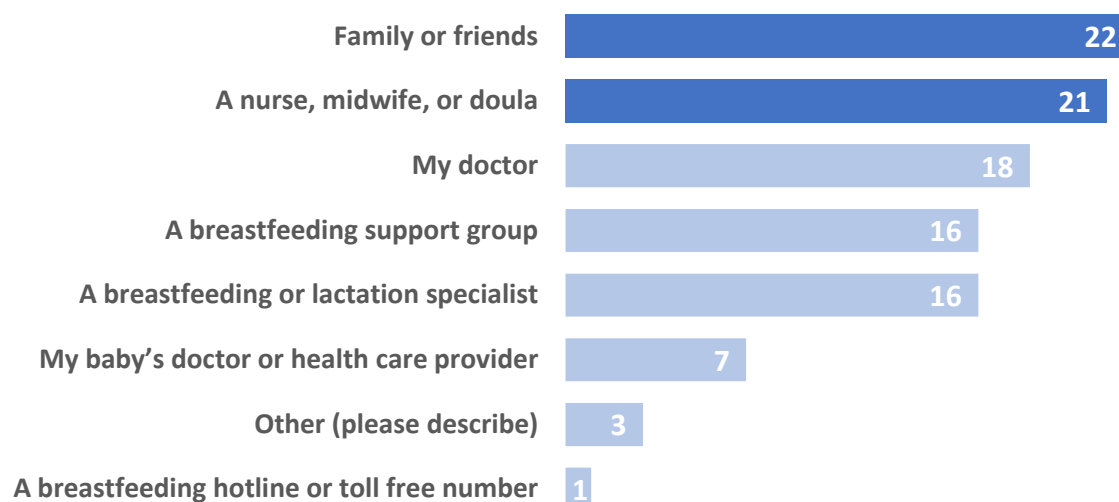
When asked how long they planned to breastfeed, about half indicated they planned to breastfeed for at least a year.



After asking how long they planned to breastfeed, participants were then asked if they used formula or other supplementation, and if so, at what age they introduced formula or other supplementation. **Nearly two-thirds (65%) indicated they did use formula or other supplementation, with about half of those starting within the first three months of their baby's life and more than 90% starting within the first year.**

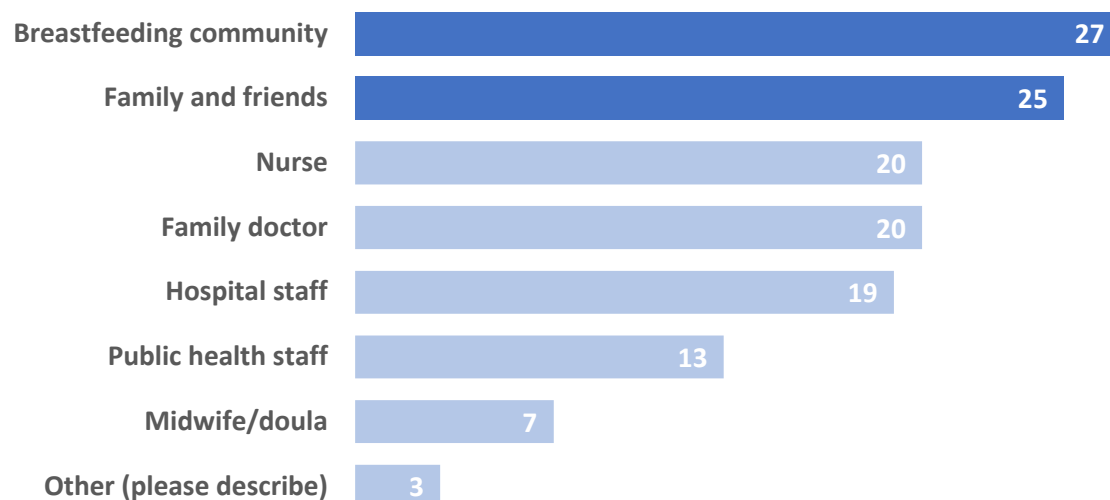


In addition to being asked about breastfeeding education before giving birth, participants were also asked from what sources they received information about breastfeeding, either before or after their baby was born. **When it came to breastfeeding information, the top choices included family and friends or a nurse, midwife, or doula.**

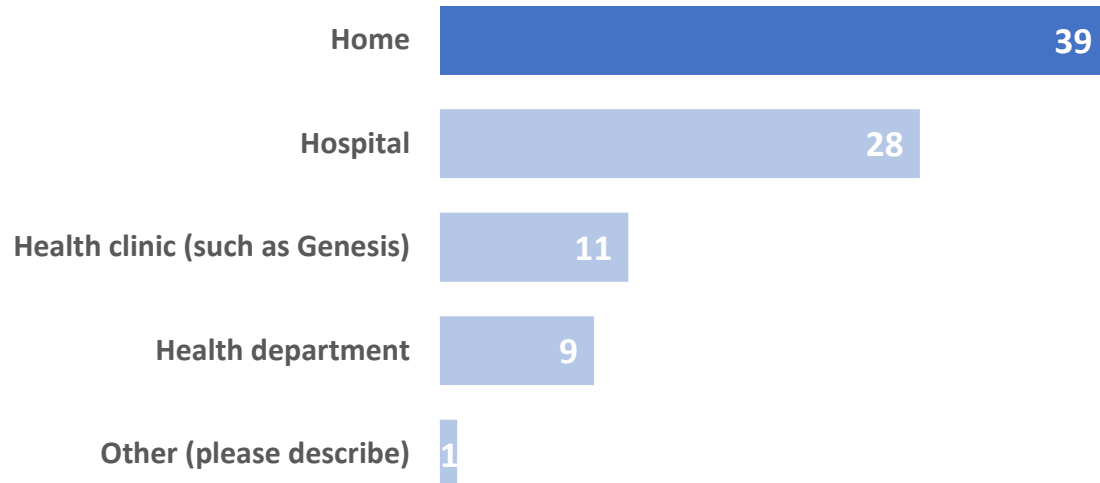


Participants were asked a number of questions about breastfeeding support – from whom they would like to receive support, where they would be most comfortable receiving support, when they would like to receive support, how they would like to receive support, and what might make it difficult to access support.

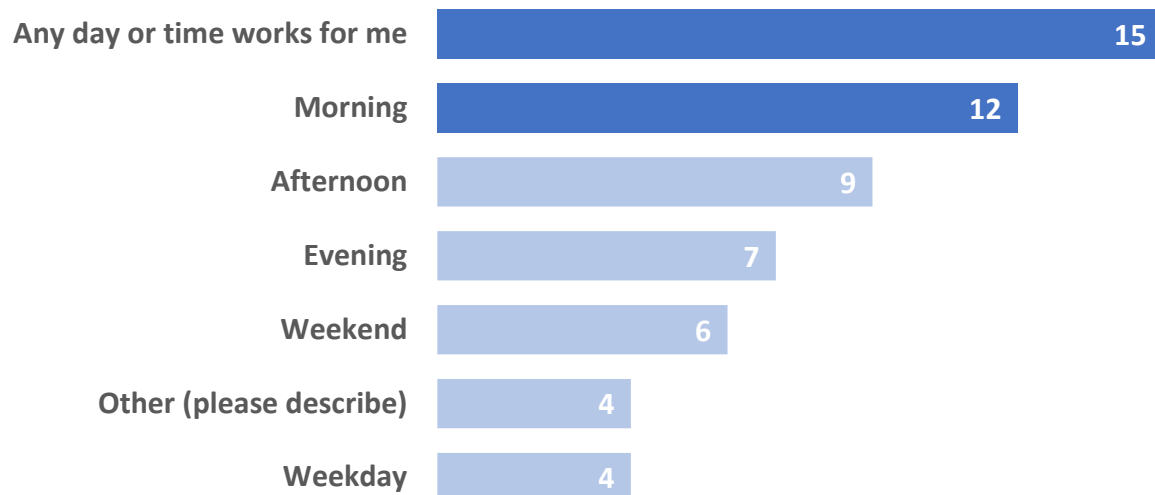
From whom: Participants were most interested in receiving support from the breastfeeding community and from family and friends.



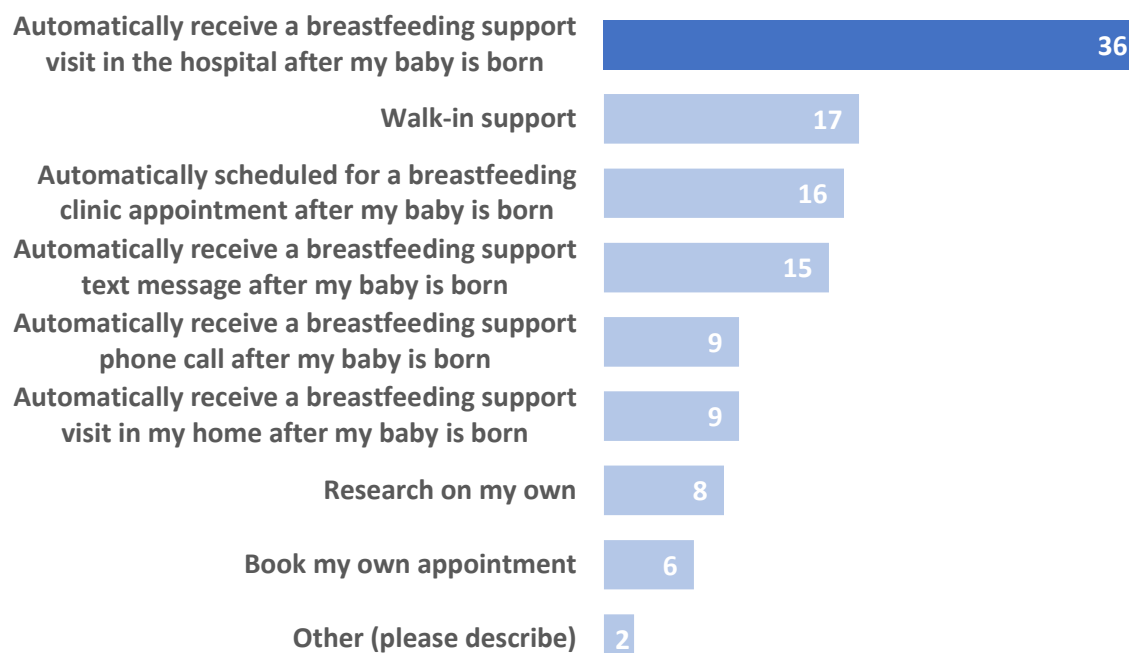
Where: Participants would be most comfortable receiving support at home.



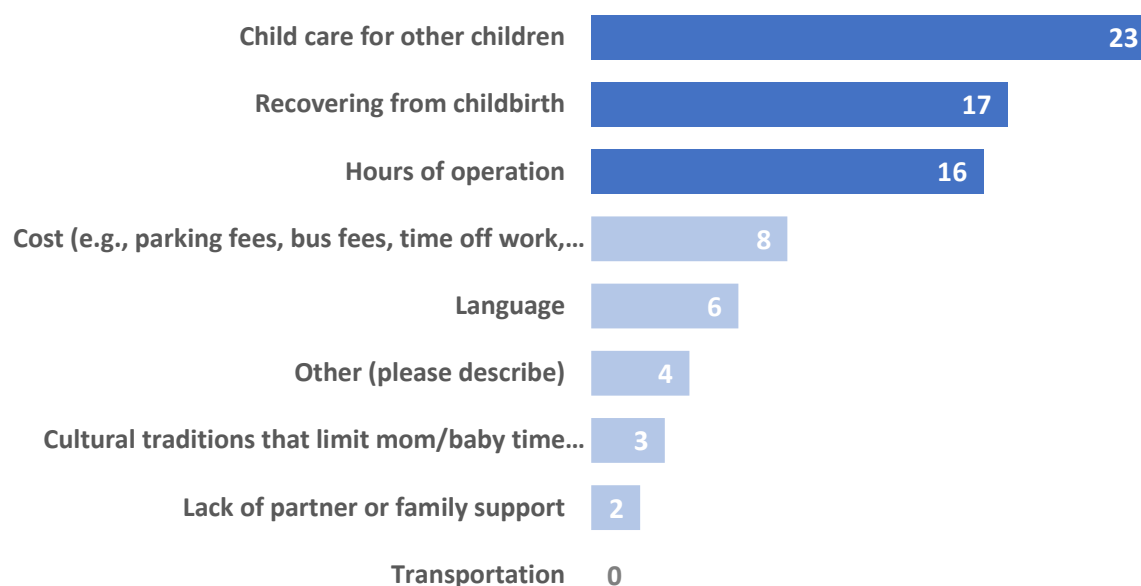
When: Participants had a variety of times available to receive support.



How: When asked how they would like to receive breastfeeding support, participants' top choice was to automatically receive a breastfeeding support visit in the hospital after their baby is born.



Difficulty: The main difficulty in accessing breastfeeding support was finding child care for other children followed by recovery from child birth and hours of operation.



Section 2: Interviews

In addition to the surveys that were collected, six interviews were completed. Five women and one man completed an interview. (The interview guide can be found in the Appendix.) Interviews were conducted in the home by a trusted member of the community. Individuals were asked about their decision on how to feed their baby and what pressure, if any, they felt to feed their baby a certain way and/or what might have influenced their decision on how to feed their baby. They were also asked to describe their experiences feeding their baby, any changes that have occurred over time as they have been feeding their baby, and if they had it to do again, what they would want to change versus stay the same with their experiences feeding their baby.

Most of the participants indicated that they did not really feel a lot of pressure to feed their baby a certain way, though two women mentioned something about others telling them that breastmilk was not enough for their baby. **When they talked about what influenced their decision, many of them talked about knowing the health benefits and nutritional value of breastmilk and breastfeeding; knowing that breastfeeding is best for both baby and mom was an influence on their decision to breastfeed.**

When asked about their experiences, **all of them mentioned encountering some sort of challenge during their breastfeeding experience** – latch, milk supply, nipple pain. Some said they wished they had breastfed longer and/or asked for help sooner. One person mentioned wanting to see more help offered at the hospital.

Thinking about what was learned through the surveys and the interviews, **key opportunities include making sure women are educated about the health benefits of breastfeeding – both for their baby and for them – and to make sure that women are aware of common challenges that are experienced during breastfeeding** so that if they experience those challenges, they know they are not alone and that support is available to help them address those challenges and meet their breastfeeding goals.

Section 3: Partner Assessments

Four key partners completed NACCHO's Partner Assessment: Organizational Assessment for Health Centers, Health Departments, and Clinics. These were completed and submitted via email. All four partners reported having an infant feeding policy to emphasize their organization's support of breastfeeding for both employees and clients, within both federal and state standards (break time, location). All of them have a private space for mothers to breastfeed/pump if desired, and breastfeeding education/training is provided consistently at each of the key partner organizations. They are all aware of available prenatal/postpartum breastfeeding



support (classes, providers, support groups, etc.) in the community and also report being aware of clients' barriers to accessing services (e.g., language, cost, location).

Key partners appear to be careful about their relationship with formula/baby food companies. None of them accept or display giveaways/freebies from formula or baby food companies (e.g., note pads, pens), offer educational materials for prenatal/postpartum families sponsored by formula companies, offer free formula samples and/or gift packs for prenatal and breastfeeding families, or allow formula/baby food representatives to offer educational sessions to any of their staff.

The Partner Assessment also includes a list of 21 breastfeeding support items for organizations to indicate which they provide consistently to their clients. All of the partners reported providing the following consistently:

- Address breastfeeding concerns in all postpartum and pediatric visits;
- Adequate time and space for breastfeeding counseling in private, comfortable setting;
- Breast pump (or access) with instructions as needed; and
- Nipple shields and other breastfeeding supplies as needed.

These items can be seen as strengths in helping women identify breastfeeding concerns and possibly meet some of the immediate challenges they may be facing.

None of them reported providing:

- Infant feeding assessment for infants within 48 hours of hospital discharge;
- Triage system for breastfeeding concerns within organization for rapid referral; and
- Breastfeeding support groups frequently and consistently.

These three items suggest that **partners could look for additional opportunities to promote and refer breastfeeding families to additional resources in the community**, particularly since they all reported being aware of available prenatal/postpartum breastfeeding support options in the community.

In addition, none of them prescribe donor milk for medical supplementation. None of them report having an electronic health record (EHR) that tracks breast exams or has links to the mother/baby charts for interdepartmental needs. These items are more technical in nature, but still may provide possible areas for improvement.

Section 4: Hospital Assessments

Three hospitals representing three different counties in the region – Finney, Ford, and Seward – completed a Post-Discharge Care Assessment. (See Appendix for a copy of the assessment.) The assessment includes 21 items, and the hospitals could indicate which of the items on the list they consistently provide to their patients.

All three of the hospitals reported consistently providing the following for their patients:

- Referral to community-based breastfeeding support (non-clinical);
- Adequate time and space for breastfeeding counseling in private, comfortable setting;
- Provided if needed – breast pump, nipple shields, and/or supplemental nursing system;
- Phone number the family can call for breastfeeding support; and
- Resource guide with a list of community breastfeeding support services.

Three of the five items involve referrals to other places to access needed breastfeeding support. These items can be seen as strengths in supporting breastfeeding families in southwest Kansas.

None of hospitals reported referring to culturally competent breastfeeding support groups frequently and consistently or providing home visits by a trained lactation support provider. **Given the diversity of the population in southwest Kansas, culturally competent support is undoubtedly important for breastfeeding families in this part of the state.** Also, as the survey data suggest, women are most comfortable receiving breastfeeding support at home, so home visits from trained lactation support providers would be beneficial to offer.

While some of the hospitals report addressing breastfeeding concerns during the maternal postpartum visit, none report addressing these concerns during well-child visits. This might be because these facilities do not conduct well-child visits; however, both maternal postpartum and well-child visits provide an opportunity to follow up with breastfeeding families on any concerns they may have or challenges they may be experiencing.

Breastfeeding Report Card Analysis

The Breastfeeding Report Card for Southwest Kansas shows peer and clinical lactation support available in Southwest Kansas and systems-level support (child care, employers, public spaces). The only peer support available is the nine WIC Breastfeeding Peer Counselors, leaving non-WIC families to turn to the two regional Facebook Groups and one support group run by a private practice lactation consultant. At least half of the region's lactation support providers should be Latinx to provide culturally congruent care to the large Hispanic population in the region.

There are only three International Board Certified Lactation Consultants (IBCLCs) in the region – two in Garden City and one in Liberal. This region has only 1.28 IBCLCs per 1,000 live births compared to the state rate of 5.79. This region has a higher-than-average number of Certified Lactation Counselors (CLCs), 7.26/1,000 live births compared to the state rate of 4.35. This reflects the difficulty in obtaining the necessary clinical hours required to sit for the IBCLC exam in rural areas with few maternity care hospitals. (SW KS: 2,341 births/year/5 area hospitals = 468 births/year average in the region.) Opportunities are needed to obtain clinical hours required to become an IBCLC.

The systems-level breastfeeding support in SW KS is robust compared to the available peer and clinical support. Over 200 child care providers have completed a training to support the breastfeeding in the child care setting yet none have achieved the [Breastfeeding Friendly Child Care Provider](#) designation. Finney, Ford, and Seward counties have achieved the [Community Supporting Breastfeeding](#) designation from the KBC for their cross-sector approach to breastfeeding support. They have a combined number of 113 public establishments enrolled in the [Breastfeeding Welcome Here](#) (BWH) program, which identify public spaces welcoming of breastfeeding families. The remaining 16 counties have only 11 establishments enrolled in BWH. Finney, Ford, and Seward counties have 20 [award-winning employers](#) while the remaining 16 counties have only five.

Breastfeeding support in area hospitals varies. One hospital is a Baby-Friendly Hospital, and one is recognized as a [High 5 for Mom & Baby](#) facility. The remaining three hospitals are not recognized for their maternity care practices. These three hospitals could improve their in-patient breastfeeding support by becoming High 5 designated.

Finney, Ford, and Seward counties have resources and supports available for breastfeeding families in SW KS. Families outside of these counties travel great distances, sacrificing time and wages, to access breastfeeding support. Home visitors in the other 16 counties could be trained to provide basic breastfeeding support and to coordinate lactation care when needed.

This region has four large meat processing plants employing a high number of women of childbearing age. It is challenging for employees to express human milk in these plants due to the rigid work schedules. Most are unaware of their rights under the federal [Break Time for Nursing Mothers Act](#). Most breastfeeding employees in these plants need information and support in Spanish. One plant has lactation “pods”, but employees are generally not aware of these accommodations.

Appendix

Documents included:

- Community Survey instrument
- Community Interview instrument
- Hospital post-discharge care assessment instrument
- Breastfeeding Support in Southwest Kansas Directory (Spanish and English)
- Breastfeeding Report Card for Southwest Kansas
- Breastfeeding Friendly Environments in Southwest Kansas

KBC/NACCHO Breastfeeding Survey Draft

Encuesta de Lactancia Materna de KBC / NACCHO

The Kansas Breastfeeding Coalition, Inc. (KBC) and Lactancia Latina En El Suroeste de Kansas (LLSWKS) are interested in learning more about breastfeeding in Latina/o and immigrant populations in southwest Kansas. The following survey is for women who have given birth in the last two years, regardless of whether they breastfed and/or for how long they breastfed.

Kansas Breastfeeding Coalition, Inc. (KBC) y Lactancia Latina En El Suroeste de Kansas (LLSWKS) están interesadas en aprender más sobre la lactancia materna en las poblaciones latinas e inmigrantes del suroeste de Kansas. La siguiente encuesta es para mujeres que han dado a luz en los últimos dos años, independientemente de si amamantaron y / o durante cuánto tiempo lo hicieron.

The survey is available in English and in Spanish and will take 10 to 15 minutes to complete. Your responses to the survey will be confidential and will only be reported in aggregate (i.e., only in combination with other responses). Your decision to participate is completely voluntary, and you may skip questions or stop the survey at any time. If you have any questions, please contact Carmen Valverde at lactancialatinakansas@gmail.com or (620) 253-7924. Thank you!

La encuesta está disponible en Inglés y en Español y tomará de 10 a 15 minutos para completarla. Sus respuestas a la encuesta serán confidenciales y sólo se informarán en conjunto (es decir, sólo en combinación con otras respuestas). Su decisión de participar es completamente voluntaria y puede omitir preguntas o detener la encuesta en cualquier momento. Si tiene alguna pregunta, comuníquese con Carmen Valverde en lactancialatinakansas@gmail.com o (620) 253-7924. ¡Gracias!

Breastfeeding Goals

Metas de la Lactancia Materna

1. Did you have plans to breastfeed before you gave birth? **Usted tenía planes de amamantar antes de dar a luz?**
 - ☐ Yes/Si
 - ☐ No/No
 - ☐ I was not sure/No estaba segura

2. Did you have plans to use formula or other supplementation (including infant teas or drinks) before you gave birth? **¿Tenía planes de usar fórmula**

Community Survey Instrument

¿U otros suplementos (incluyendo téis o bebidas para bebés) antes de dar a luz?

- ☐ Yes/Si
- ☐ No/No
- ☐ I was not sure/No estaba segura

3. Did you receive breastfeeding education before you gave birth? ¿Recibió educación sobre la lactancia materna antes de dar a luz?

- ☐ Yes/Si
- ☐ No/No

If YES: Where or from whom did you receive breastfeeding education?

¿Dónde o de quién recibió educación sobre la lactancia materna?

- ☐ Spouse/partner Cónyuge / Pareja
- ☐ Mom/ Madre
- ☐ Grandma/ Abuela
- ☐ Aunt/ Tia
- ☐ Sister/ Hermana
- ☐ Doctor/ Doctor
- ☐ Nurse/ Enfermera
- ☐ Social worker/ Trabajadora Social
- ☐ Midwife/doula Partera/Doula
- ☐ Lactation consultant Consultora de Lactancia
- ☐ At the hospital En el hospital
- ☐ Online En linea
- ☐ Russell Child Development Center Centro de Desarrollo Infantil Russell
- ☐ WIC/ WIC
- ☐ Other (please describe) Otro (por favor describa)

4. Which of the following affected your decision about breastfeeding? Check all that apply. ¿Cuál de los siguientes afectó su decisión sobre la lactancia? Marque todo lo que corresponda.

- ☐ Breastfeeding education Educación de Lactancia Materna
- ☐ Child care provider Proveedor de Cuidado de Niños
- ☐ Spouse/partner Cónyuge/Pareja
- ☐ Family members Miembros de la familia
- ☐ Previous breastfeeding experiences Previas experiencias de lactancia materna
- ☐ Returning to work Regresando al trabajo
- ☐ Things I've heard other people say about breastfeeding Cosas que he escuchado a otras personas decir de la lactancia materna
- ☐ Other (please describe) Otro (por favor describa)

Community Survey Instrument

5. Is your spouse/partner supportive of your decision to breastfeed? ¿Su cónyuge/pareja apoya su decisión de amamantar?

- ☐ Yes, very supportive Si, mucho apoyo
- ☐ Yes, somewhat supportive Si, algo de apoyo
- ☐ No, somewhat unsupportive No, algo de apoyo
- ☐ No, very unsupportive, No muy poco apoyo

6. Did you receive support while you were breastfeeding? ¿Recibió apoyo mientras estaba amamantando?

- ☐ Yes/Si
- ☐ No/No

If YES: Which of the following individuals provided you support? Check all that apply. ¿Cuál de las siguientes personas le brindó apoyo? Marque todo lo que corresponda.

- ☐ Spouse/partner Cónyuge/Pareja
- ☐ Mom/Madre
- ☐ Grandma/Abuela
- ☐ Aunt/Tia
- ☐ Sister/Hermana
- ☐ Social worker/Trabajadora Social
- ☐ Midwife/doula Partera/Doula
- ☐ Lactation consultant Consultora de Lactancia
- ☐ Nurse Enfermera
- ☐ Doctor Doctor
- ☐ Other (please describe) Otro (por favor describa)

7. Do/did you have a plan to continue breastfeeding after returning to work and/or school? ¿Tenía o tiene un plan para continuar amamantando después de regresar al trabajo y / o la escuela?

- ☐ Yes/Si
- ☐ No/No
- ☐ I am not sure/ No estoy segura
- ☐ I need more information to make a plan/ Necesito mas informacion para hacer un plan

8. Do/did you have any concerns about or problems with breastfeeding? ¿Tenía o tiene usted alguna preocupación o problema con la lactancia?

- ☐ Yes/Si
- ☐ No/No

Community Survey Instrument

If YES: Which of the following do you/did you have? Check all that apply. ¿Cuál de los siguientes tiene o tuvo? Marque todo lo que corresponda.

- ☐ Engorgement Pechos Hinchados/Congestión de Pecho
- ☐ Adequate milk supply Reserva de leche adecuada
- ☐ How to know if my baby is getting enough milk Cómo saber si mi bebé está tomando suficiente leche
- ☐ Sore/cracked nipples Pezones adoloridos / agrietados
- ☐ Nutrition while breastfeeding Nutrición durante la lactancia
- ☐ Getting enough sleep while breastfeeding Dormir lo suficiente durante la lactancia
- ☐ Medications not compatible with breastfeeding Medicamentos no compatibles con la lactancia
- ☐ Painful latch enganche/agarre doloroso
- ☐ Finding help with breastfeeding Encontrar ayuda con la lactancia
- ☐ Other (please describe) Otro (por favor describa)

9. How long do/did you plan on breastfeeding? ¿Cuánto tiempo planea/planeo amamantar?

- ☐ N/A – I do not/did not plan on breastfeeding N / A - No planeé / no planeo amamantar
- ☐ 0-3 months 0-3 meses
- ☐ 3-6 months 3-6 meses
- ☐ 6-12 months 6-12 meses
- ☐ 12-18 months 12-18 meses
- ☐ 18-24 months 18-24 meses
- ☐ Longer than 24 months Mas de 24 meses

10. Did/do you use formula or other supplementation (including infant teas or drinks)? ¿Usó / usa fórmula u otro suplemento (incluidos té o bebidas para bebés)?

- ☐ Yes/Si
- ☐ No/No

If YES: At what age did you first introduce formula or other supplementation? ¿A qué edad introdujo por primera vez la fórmula u otro suplemento?

- ☐ 0-3 months 0-3 meses
- ☐ 3-6 months 3-6 meses
- ☐ 6-12 months 6-12 meses
- ☐ 12-18 months 12-18 meses
- ☐ 18-24 months 18-24 meses
- ☐ Longer than 24 months Mas de 24 meses
- ☐ Other (please describe) Otro (por favor describa)

Breastfeeding Support and Education

Apoyo y Educación Sobre la Lactancia Materna

11. Before or after your new baby was born, did you receive information about breastfeeding from any of the following sources? Check all that apply.

Antes o después del nacimiento de su nuevo bebé, ¿recibió información sobre la lactancia materna de alguna de las siguientes fuentes? Marque todo lo que corresponda.

- ☐ My doctor/ Mi doctor
- ☐ A nurse, midwife, or doula Una enfermera, partera, o doula
- ☐ A breastfeeding or lactation specialist Un especialista en lactancia materna
- ☐ My baby's doctor or health care provider El doctor o el proveedor de atención médica de mi bebé
- ☐ A breastfeeding support group Un grupo de apoyo a la lactancia
- ☐ A breastfeeding hotline or toll free number Una línea directa de lactancia materna o un número gratuito
- ☐ Family or friends Familia o amigas
- ☐ Other (please specify) Otro (por favor describa)

12. Who would you like to receive breastfeeding support from? Check all that apply.

¿De quién le gustaría recibir apoyo para la lactancia materna? Marque todo lo que corresponda.

- ☐ Breastfeeding community Comunidad de Lactancia Materna
- ☐ Family and friends Familia y amigas
- ☐ Family doctor Doctor Familiar
- ☐ Hospital staff Personal del Hospital
- ☐ Midwife/doula Partera/Doula
- ☐ Public health staff Personal de Salud Pública
- ☐ Nurse Enfermera
- ☐ Other (please specify) Otro (por favor describa)

13. Where are you most comfortable receiving breastfeeding support? Check all that apply.

¿Dónde se siente más cómoda al recibir apoyo para la lactancia? Marque todo lo que corresponda.

- ☐ Home En Casa
- ☐ Hospital En el Hospital
- ☐ Health department Departamento de Salud
- ☐ Health clinic (such as Genesis) Clinica de Salud (tal como Genesis)
- ☐ Other (please specify) Otro (por favor describa)

Community Survey Instrument

14. When would you like to receive breastfeeding support? Check all that apply. ¿Cuándo le gustaría recibir apoyo para la lactancia? Marque todo lo que corresponda.

- ☐ Morning Mañana
- ☐ Afternoon Tarde
- ☐ Evening Atardecer
- ☐ Weekday Durante los días de la semana
- ☐ Weekend Fin de semana
- ☐ Any day or time works for me Cualquier día o tiempo funciona para mí

15. How would you like to access breastfeeding support? Check all that apply. ¿Cómo le gustaría acceder al apoyo para la lactancia materna? Marque todo lo que corresponda.

- ☐ Automatically receive a breastfeeding support visit in the hospital after my baby is born Recibir automáticamente una visita de apoyo para la lactancia en el hospital después de que nazca mi bebé
- ☐ Automatically receive a breastfeeding support visit in my home after my baby is born Recibir automáticamente una visita de apoyo para la lactancia en mi casa después de que nazca mi bebé
- ☐ Automatically scheduled for a breastfeeding clinic appointment after my baby is born Programar automáticamente una cita en la clínica de lactancia después de que nazca mi bebé
- ☐ Automatically receive a breastfeeding support phone call after my baby is born Recibir automáticamente una llamada telefónica de apoyo para la lactancia después de que nazca mi bebé
- ☐ Automatically receive a breastfeeding support text message after my baby is born Recibir automáticamente un mensaje de texto de apoyo para la lactancia después de que nazca mi bebé
- ☐ Book my own appointment Reservar mi propia cita
- ☐ Research on my own Investigar por mi propia cuenta
- ☐ Walk-in support Apoyo sin cita
- ☐ Other (please specify) Otro (por favor describa)

16. What would make it difficult for you to access breastfeeding support? Check all that apply. ¿Qué haría difícil que usted tuviera acceso al apoyo para la lactancia? Marque todo lo que corresponda.

- ☐ Child care for other children Cuidado de niños para mis otros niños
- ☐ Cost (e.g., parking fees, bus fees, time off work, lost wages, etc.) Costo (por ejemplo, tarifas de estacionamiento, tarifas de autobús, tiempo libre en el trabajo, salarios perdidos, etc.)
- ☐ Hours of operation Horas de Operación
- ☐ Lack of partner or family support Falta de apoyo de pareja o la familia.
- ☐ Language Lenguaje

Community Survey Instrument

- ☐ Recovering from childbirth **Recuperación después del parto**
- ☐ Transportation **Transportación**
- ☐ Cultural traditions that limit mom/baby time outside of the home
Tradiciones culturales que limitan el tiempo de mamá / bebé fuera del hogar
- ☐ Other (please specify) **Otro (por favor describa)**

17. How many children under the age of two are you breastfeeding? **Cuántos niños menores de dos años está amamantando?**

- ☐ N/A – I am not currently breastfeeding any children under the age of two **N / A - Actualmente no estoy amamantando a ningún niño menor de dos años**
- ☐ 1
- ☐ 2
- ☐ 3 or more **3 o mas**

18. How old is your youngest child? **¿Qué edad tiene su hijo menor?**

19. Which of the following statements are true for you? Check all that apply. **¿Cuáles de las siguientes frases son verdaderas para usted? Marque todo lo que corresponda.**

- ☐ This is my first baby. **Este es mi primer bebe**
- ☐ I am under the age of 20. **Soy menor de 20 años.**
- ☐ I do not have a partner or support person. **No tengo pareja ni persona de apoyo.**
- ☐ My baby was given formula in the hospital. **A mi bebé le dieron fórmula en el hospital.**
- ☐ My annual household income is less than \$45,000. **Mi ingreso familiar anual es menos de \$ 45,000.**
- ☐ I am underweight or overweight. **Tengo bajo peso o sobrepeso.**
- ☐ My baby was born before 37 weeks gestation. **Mi bebé nació antes de las 37 semanas de gestación.**
- ☐ I had a caesarean section (c-section). **Tuve una cesárea.**
- ☐ I suffered from anxiety or depression during my pregnancy. **Sufrí de ansiedad o depresión durante mi embarazo.**
- ☐ I used alcohol, tobacco, or other drugs during my pregnancy. **Usé alcohol, tabaco u otras drogas durante mi embarazo.**

20. Which of the following best describes you? **¿Cuál de las siguientes la describe mejor?**

Community Survey Instrument

- ☐ Hispanic or Latina Hispana o Latina
- ☐ White or Caucasian Blanca o Caucásica
- ☐ Black or African American Negra o Afroamericana
- ☐ Asian or Pacific Islander Isleña Asiática o del Pacífico
- ☐ Native American or Alaskan Native Nativo Americano o Nativo de Alaska
- ☐ Multiracial or Biracial Multirracial o biracial
- ☐ A race/ethnicity not listed here Una raza / etnicidad no enumerada aquí

21. Is there any other information you would like to share about your breastfeeding experience? ¿Hay alguna otra información que le gustaría compartir sobre su experiencia con la lactancia?

- ☐ Yes/Sí
- ☐ No/No

IF YES (Text box is made available so that they can type suggestions.)

22. Are there any suggestions that you have to increase breastfeeding support in your community? ¿Tiene alguna sugerción para aumentar el apoyo de la lactancia materna en su comunidad?

- ☐ Yes/Sí
- ☐ No/No

IF YES (Text box is made available so that they can type suggestions.)



FAMILY EXPERIENCES WITH CHEST/BREASTFEEDING (INTERVIEW QUESTIONS)

1. How did you and your partner decide how you were going to feed your baby? (breastmilk, formula, etc.)

¿Cómo decidieron usted y su pareja cómo iban a alimentar a su bebé? (leche materna, fórmula, etc.)

2. Do you/did you feel pressure to feed your baby a certain way? If yes, where does/did that pressure come from?

¿Siente o sentía la presión de alimentar a su bebé de cierta manera? Si es así, ¿de dónde viene esa presión?

3. What things can you think of that influenced your decision about how you were going to feed your baby?

¿En que cosas puede pensar que influyeron su decisión sobre cómo iba alimentar a su bebé?

4. What have been your experiences with feeding your baby?

¿Cuáles han sido sus experiencias alimentando a su bebé?

5. How has the feeding of your baby changed since the baby was born?

¿Cómo ha cambiado la alimentación de su bebé desde que nació el bebé?

6. If you could go back in time, what would you want to change and what would you want to stay the same, regarding how you feed your baby?

Si pudiera retroceder el tiempo, ¿qué le gustaría cambiar y qué le gustaría que se quedara igual, con respecto a cómo alimenta a su bebé?

Hospital Post-Discharge Assessment instrument



POST-DISCHARGE CARE ASSESSMENT

Name of Entity:

Name of Individual Completing:

Date:

Which of the following does your hospital or practice consistently provide to your patients? Check all that apply.

☐ Clinical breast exam to identify breastfeeding concerns

☐ Infant feeding assessment for infants within 48 hours of hospital discharge

☐ Address breastfeeding concerns during:
☐ Maternal postpartum visit
☐ Well-child visits

☐ Assessment of breastfeeding using pre- and post-feeding weights

☐ Triage system for breastfeeding concerns within hospital or practice for rapid referral to a trained lactation support provider*

☐ Walk-in breastfeeding support

☐ Prompt access to in-house affordable, culturally competent lactation support provider*

☐ Referral to affordable, culturally competent advanced clinical lactation support as needed, such as physicians or nurses with breastfeeding medicine expertise or IBCLCs

☐ Referral to community-based breastfeeding support (non-clinical)

☐ Adequate time and space for breastfeeding counseling in private, comfortable setting

☐ Follow CDC guidelines on using World Health organization (WHO) growth charts for breastfed children zero to two years of age

☐ Refer to culturally competent breastfeeding support groups frequently and consistently

☐ Formula samples and/or gift packs

☐ Provided if needed:
☐ Breast pump
☐ Nipple shields
☐ Supplemental Nursing System
☐ Other Breastfeeding supplies

☐ Follow-up phone calls to check on breastfeeding

☐ Phone number the family can call for breastfeeding support
☐ Available 24/7
☐ Available in Spanish
☐ Available M-F, 8-5

☐ Home visits by a trained lactation support provider*

☐ Virtual breastfeeding support (texting, telehealth options) by trained lactation support provider*

☐ Resource guide with a list of community breastfeeding support services

☐ Ensure parent education materials are free of commercial influence and no more than five years past the publication

☐ Follow-up with parents to make sure they received the support they needed, after being given a referral for breastfeeding help

**trained lactation support provider – WIC Breastfeeding Peer Counselor, Certified Lactation Counselor (CLC), Certified Breastfeeding Specialist (CBS), IBCLC*



Kansas
Breastfeeding
Coalition, Inc.

SERVICIOS DE APOYO PARA LA LACTANCIA EN EL SUROESTE DE KANSAS

Sirviendo a **TODOS** los 19 condados:

Modern Lactation, Janet Colson, IBCLC

Clases de Lactancia, Clínica de Lactancia, IBCLC,
Apoyo en casa, Apoyo de Madre a Madre,
Correo Electrónico: janet.colson@modernlactation.com
<http://www.modernlactation.com/>
Teléfono: 620-521-1546

Russell Child Development Center

Extractores de Leche; Apoyo en Casa
Teléfono: 620-275-0291
or 1-888-877-3717

Divine Design Birth Services

Carmen Valverde, CLC Sirviendo el Suroeste de Kansas
Compañera de Consejería de Lactancia, Apoyo en Casa
<https://divinedesignbirthservices.com/>
Teléfono: (620) 253-7924

Apoyo por Condado:

Condado de Clark:

Farmacia Clark
Extractores de Leche
www.clarkpharmacy.com
Teléfono: 620.855.2242

Condado de Finney:

Hospital St. Catherine
Extractores de Leche; Clases de Lactancia, Clínica de
Lactancia, Grupo de Apoyo Veronica Flores, RNC-OB, CLC,
Educatore de Lactancia, bilingue en Ingles y Espanol
Correo Electrónico: LactationServices@Centura.org
Teléfono: 620.272.2309

WIC del Suroeste de Kansas
Clínica de WIC con un companera de consejería de lactancia
(IBCLC); extractores de leche
Correo Electrónico: jgoodman@finneycounty.org
Teléfono: 620.272.3615
<https://www.finneycounty.org/153/Women-Infants-and-Children-Program-WIC>

Condado de Ford:

Departamento de Salud de el Condado de Ford
Clínica de WIC con un companera de consejería de lactancia
<http://www.fordcounty.net/Health/>
Teléfono: (620) 227-4545

Medical Heights Medical Clinic
Práctica que apoya la lactancia
<http://medicalheightsdc.net>
Teléfono: 620-227-3141

Western Plains Medical Complex
Clínica de Lactancia Lunes & Jueves empezando a las 9am
Grupo de Apoyo para la Lactancia, Juntas el primer Jueves a
las 5:30 a través de un negocio pequeño en la comunidad,
Para mas información hable a. Kelsie Smith, RN, CLC Ashley
Smith, RN, CLC (620) 518-2726
<http://www.westernplainsmc.com/>
Teléfono: 620-225-8400

Condado de Grant:

Departamento de Salud del Condado de Grant
Clínica de WIC; extractores de leche, apoyo en casa
<http://www.grantcoks.org/index.aspx?nid=133>
Teléfono: 620.356.1545

Condado de Gray:

Departamento de Salud del Condado de Gray
Clínica de WIC; extractores de leche, apoyo en casa
www.grayco.org
Teléfono: 620.855.2424

Condado de Hodgeman:

Departamento de Salud del Condado de
Hodgeman
Clínica de WIC
<http://www.hgcohealthdept.com/>
Teléfono: (620) 357-6236

O'Shea Memorial Clinic (Clínica de Salud del
Condado Hodgeman)
Práctica que apoya la lactancia
<http://www.hchconline.org/index.php/oshea-memorial-clinic/>
Teléfono: (620) 357-8354

Condado de Meade:

Departamento de Salud del Condado de Meade
Clínica de WIC con una compañera de consejería
de lactancia
<http://meadechohealth.com/>
Teléfono: (620) 873-8745

Condado de Seward:

Departamento de Salud del Condado de Seward
Clínica de WIC con una compañera de consejería
de lactancia, Yolanda Erives; extractores de leche,
clases de lactancia, apoyo en casa
<https://www.sewardcountyks.org/104/Health>
Teléfono: 620-626-3262
Fax: 620-626-5340

Southwest Medical Center
Extractores de Leche; Clases de Lactancia; Apoyo
en Casa
www.swmedcenter.com
Teléfono: 620-624-1651

Condado de Stevens:

Departamento de Salud del Condado de Stevens
Clínica de WIC con una compañera de consejería
de lactancia
Teléfono: (620) 544-7188

Breastfeeding Support Services in Southwest Kansas

Serving ALL 19 counties:

Divine Design Birth Services

Carmen Valverde, CLC Serving Southwestern Kansas

Breastfeeding Peer Counseling, In-home support

<https://divinedesignbirthservices.com/>

Phone: (620) 253-7924

Modern Lactation, Janet Colson, IBCLC

Breastfeeding Classes, Breastfeeding Clinic, IBCLC, In-home support, Mother to Mother Support,

Email: janet.colson@modernlactation.com

<http://www.modernlactation.com/>

Phone: 620-521-1546

Russell Child Development Center

Breast Pumps; In-home support

Phone: 620-275-0291 or 1-888-877-3717

Clark County:

Clark Pharmacy

Breast Pumps

www.clarkpharmacy.com

Phone: 620.855.2242

Finney County:

St. Catherine Hospital

Breast Pumps; Breastfeeding Classes, Breastfeeding Clinic, Support Group Veronica Flores, RNC-OB, CLC, Breastfeeding Educator, bilingual English and Spanish speaking Email: LactationServices@Centura.org

Phone: 620.272.2309

Southwest Kansas WIC

WIC Clinic with Breastfeeding Peer Counselor (IBCLC); breast pumps

Email: jgoodman@finneycounty.org

Phone: 620.272.3615

<https://www.finneycounty.org/153/Women-Infants-and-Children-Program-WIC>

Ford County:

Ford County Health Department

WIC Clinic with Breastfeeding Peer Counselor

<http://www.fordcounty.net/Health/>

Phone: (620) 227-4545

Medical Heights Medical Clinic

Breastfeeding Friendly Practice

<http://medicalheightsdc.net>

Phone: 620-227-3141

Western Plains Medical Complex

Breastfeeding Clinic Mondays & Thursdays beginning at 9am

Breastfeeding Support Group, meeting 1st Thursday @5:30 at small businesses throughout the community, call for information. Kelsie Smith, RN, CLC Ashley Smith, RN, CLC [\(620\) 518-2726](tel:6205182726)

<http://www.westernplainsmc.com/>

Phone: 620-225-8400

Grant County:

Grant County Health Department

WIC Clinic; breast pumps, in-home support

<http://www.grantcoks.org/index.aspx?nid=133>

Phone: 620.356.1545

Gray County:

Gray County Health Department

WIC Clinic, Breast Pumps, In-home support

www.grayco.org

Phone: 620.855.2424

Hodgeman County:

Hodgeman County Health Department

WIC Clinic

<http://www.hgcohealthdept.com/>

Phone: (620) 357-6236

O'Shea Memorial Clinic (Hodgeman County Health Clinic)

Breastfeeding Friendly Practice

<http://www.hchconline.org/index.php/oshea-memorial-clinic/>

Phone: (620) 357-8354

Meade County:

Meade County Health Department

WIC Clinic with Breastfeeding Peer Counselor

<http://meadecohealth.com/>

Phone: (620) 873-8745

Seward County:

Seward County Health Department

WIC Clinic with Breastfeeding Peer Counselor, Yolanda Erives; breast pumps, breastfeeding classes, in-home support

<https://www.sewardcountyks.org/104/Health>

Phone: 620-626-3262

Fax: 620-626-5340

Southwest Medical Center

Breast Pumps; Breastfeeding Classes; In-home support

www.swmedcenter.com

Phone: 620-624-1651

Stevens County:

Stevens County Health Department

WIC Clinic with Breastfeeding Peer Counselor

Phone: (620) 544-7188

Breastfeeding Report Card for Southwest Kansas

	Population Data		Peer Support			Clinical Support					Systems Support								Outcome Measures	
County	2019 Population	# of Live Births (2019)	WIC Breastfeeding Peer Counselor	La Leche League	Other Support Group	Walk-in Clinic (H/HD/Other)	# IBCLC	# of IBCLCs per 1,000 births	# CLC	# of CLCs per 1,000 births	Coalition (L/R)	# Child Care Providers Completed Training	Breastfeeding Friendly Child Care Provider	Breastfeeding Friendly Physicians Practice (5*, 4*, 3*, DIP)	Hospital Designation	# Breastfeeding Welcome Here Establishments	# Employers with "Breastfeeding Employee Support Award"	Community Supporting Breastfeeding Designation	2019 Breastfeeding Initiation %	2020 WIC Exclusive Breastfeeding through 6 mos.
Clark	1,994	28	Y (from Meade)					0.00	1	35.71	R	0				1	0		89.3	0.00%
Finney	36,467	576	Y		HD/private pra	H	3	5.21	9	15.63	L,R	37			BF	32	10	X	87.2	8.57%
Ford	33,619	628	Y		FB, H	H	0	0.00	1	1.59	L,R	31		1 (4*)		31	7	X	80.0	10.11%
Grant	7,150	106						0.00	0	0.00	R	5				1	0		84.8	7.41%
Gray	5,988	81	Y (from Meade)					0.00	1	12.35	R	3				2	0		90.1	26.09%
Greeley	1,232	18	Y					0.00	0	0.00	R	1				1	1		88.9	33.33%
Hamilton	2,539	41						0.00	1	24.39		5				0	0		87.8	No clinic
Haskell	3,968	67						0.00	0	0.00	R	6				1	0		91.0	17.65%
Hodgeman	1,794	15	Y (from Meade)					0.00	0	0.00		3		1 (4*)		1	2		80.0	14.29%
Kearny	3,838	61			FB			0.00	4	65.57	R	6			H5	1	1		90.2	No clinic
Lane	1,535	7						0.00	0	0.00		1				0	0		100.0	0.00%
Meade	4,033	61	Y					0.00	0	0.00	R	0				0	0		88.3	18.52%
Morton	2,587	53						0.00	0	0.00	R	0				0	1		84.9	No clinic
Ness	2,750	28						0.00	0	0.00	R	6				0	0		85.7	11.11%
Scott	4,823	75						0.00	0	0.00		5				0	0		92.0	33.33%
Seward	21,428	387	Y				0	0.00	0	0.00	L,R	86		2 (3*)		50	3	X	73.6	9.16%
Stanton	2,006	23						0.00	0	0.00		0				2	0		73.9	11.11%
Stevens	5,485	59	Y					0.00	0	0.00		1				1	0		81.0	17.78%
Wichita	2,119	27						0.00	0	0.00	R	4				0	0		100.0	42.86%
SW KS Region	145,355	2,341	9	0			3	1.28	17	7.26		200	0	4	1 H5, 1 BF	124	25	3	83.20%	10.96%

From "Breastfeeding Support by Kansas County" Accessed September 19, 2021 <https://docs.google.com/spreadsheets/d/1jILIEh0g1883pA9Rabldn0r25eQdrDWQddQM5REq-FE/edit?usp=sharing>

Breastfeeding Friendly Environments in Southwest Kansas

County	Award-winning Employers (25)	Hospitals (2)	Breastfeeding Friendly Physicians Practices (4)	Breastfeeding Welcome Here Establishments (127)
Clark				Little Sprouts Daycare, Ashland
Finney*	<ul style="list-style-type: none"> • City of Garden City (Gold level) • The Corner On Main (Bronze level) • Finney County (Silver level) • Finney County Health Department (Gold level) • Genesis Family Health (Bronze level) • Golden Plains Credit Union, Inc. (Gold level) • Russell Child Development Center (Silver level) • Saint Catherine Hospital (Gold level) • Shear Style (Silver level) • Strecker Family Chiropractic (Silver level) 	Saint Catherine's Hospital, Garden City (Baby-Friendly)		<ul style="list-style-type: none"> • Angie's Angels, Garden City • Blue Fox Boutique, Garden City • Buffaloes Sports Bar & Grill, Garden City • Burtis Motor Company, Garden City • Community Daycare Center, Garden City (2 locations) • The Corner on Main, Garden City • Davis Designs Home Decor Boutique, Garden City • El Conquistador, Garden City • The Family Bookhouse, Garden City • Finney County Health Department, Garden City • Flourish Herbals & Aromatherapy/ Modern Lactation, Garden City • Garden City Family YMCA, Garden City • Genesis Family Health, Garden City • Golden Plains Credit Union, Garden City (2 locations) • Hard at Play, Garden City • Hopkins, Hopkins & Ackerman Optometrists L.L.C., Garden City • La Villa Salon, Garden City • Las Margaritas, Garden City • Livewell Finney County Neighborhood Learning Center, Garden City • Loving's Cakes, Garden City • Nature's Way Health Food Store, Garden City • Neuman/Harris Chiropractic, Garden City • Russell Child Development Center, Garden City • Shear Style Salon, Garden City

				<ul style="list-style-type: none"> • St. Dominic Catholic Church, Garden City • Steps Dance School, Garden City • Steps Dance School 2, Garden • Strecker Family Chiropractic, Garden City • Tequila's Mexican Grill, Inc., Garden City • Tranquility Salon & Spa, Garden City
Ford*	<ul style="list-style-type: none"> • Arrowhead West (Bronze level) • City of Dodge City (Bronze level) • Dodge City Community College (Silver level) • Dodge City Public Library (Bronze level) • Ford County (Gold level) • Ford County Health Department (Gold level) • Western Plains Medical Complex (Silver level) 		Medical Heights Medical Center, Dodge City (4-star)	<ul style="list-style-type: none"> • Advance Auto Parts, Dodge City • City of Dodge City, Dodge City • Corky's Auto Repair, Dodge City • Dodge City Chiropractic, Dodge City • Dodge City Family YMCA, Dodge City • Family Care Clinic of Western Kansas, Dodge City • Family Practice Associates of Western Kansas, Dodge City • Fischer Chiropractic, Dodge City • Ford County Health Department, Dodge City • G & C Insurance and Income Tax Services, Dodge City • Gibson's Pharmacy of Dodge City, Dodge City • Harlow Hair Parlor, Dodge City • High Quality Mobile Service, Dodge City • Kate's, Dodge City • Medical Heights Medical Center, Dodge City • Nobilitea, Dodge City • North Dodge Pizza Hut, Dodge City • Papa Murphy's, Dodge City • Prime on the Nine, Dodge City • Quint Chiropractic, Dodge City • Red Beard Coffee, Dodge City • RE/MAX Villa, Dodge City • Renew Salon, Dodge City • Salon Exotica, Dodge City • Walmart Supercenter, Dodge City

				<ul style="list-style-type: none"> Western Plains Medical Complex, Dodge City Western Plains Medical Complex Occupational Health Clinic, Dodge City Western Plains Outpatient Therapy, Dodge City Western Plains Orthopedic Associates, Dodge City Western Plains Pediatric Associates Western Plains Specialty Associates, Dodge City
Grant				Grant County Health Department, Ulysses
Gray				<ul style="list-style-type: none"> Gray County Health Department, Cimarron Western Plains Primary Care, Cimarron
Greeley	Greeley County Health Department, Tribune (Silver level)			Greeley County Health Department, Tribune
Hamilton				
Haskell				Haskell County Health Department, Sublette
Hodgeman	<ul style="list-style-type: none"> Hanston State Bank, Hanston (Bronze level) Hodgeman County Health Center, Jetmore (Gold level) 		Hodgeman County Health Clinic, Jetmore (4-star)	Hodgeman County Health Clinic, Jetmore
Kearny	Kearny County Hospital, Lakin (Gold level)	Kearny County Hospital, Lakin (High 5 for Mom & Baby)		Kearny County Hospital, Lakin
Lane				
Meade				
Morton	Morton County, Elkhart (Silver level)			
Ness				
Scott				
Seward*	<ul style="list-style-type: none"> Kansas Children's Service League of Liberal (Bronze level) Seward County Health Department (Silver level) 		<ul style="list-style-type: none"> 15th Street Family Care Center, Liberal (3-star) 	<ul style="list-style-type: none"> Allied Health Division, Liberal Baker Arts Center, Liberal Buckle, Liberal Carlos Boots, Liberal

	<ul style="list-style-type: none"> • Spalon (Bronze level) 		<ul style="list-style-type: none"> • Genesis Family Health, Liberal (3-star) 	<ul style="list-style-type: none"> • Cato, Liberal • Colvin Adult Learning Center, Liberal • Conestoga Energy Partners, Liberal • Crystal Nails, Liberal • Doctors of Optometry, Liberal • Dr. Sharon Mitchell Medical Clinic, Liberal • Edge Hair Studio, Liberal • Family Medicine, Liberal • First United Methodist Church, Liberal • Fresenius Medical Care, Liberal • Giggles and Grins Day Care, Liberal • Good Samaritan, • Hay Rice & Associates, Liberal • High Plains Pizza, Liberal • JCPenney, Liberal • Jury, Farrar, and Associates, Liberal • K-Ile 8th Repair, Liberal • Kansas Children Service League, Inc, Liberal • KSCB Radio News, Liberal • KSMM La Mexicana, Liberal • The Last Tangle, Liberal • Liberal Family Chiropractic, Liberal • Liberal Memorial Library, Liberal • Lincare, Liberal • MacArthur Elementary, Liberal • Nature's Cupboard, Liberal • Obgyn Associates, Liberal • Payless Shoesource, Liberal • Pure Bliss Salon & Day Spa, Liberal • St. Anthony Catholic Church, Liberal • Sally Beauty Supply, Liberal • Seward County Health Department & WIC Programs, Liberal • Southwest Family Medicine, Liberal • Southwest Fitness & Racquetball, Liberal • Southwest Glass & Door Inc., Liberal • Southwest Kansas Urology Center, Liberal • Southwest Medical Center, Liberal
--	---	--	---	---

				<ul style="list-style-type: none"> • Spalon and Flowers by Girlfriends, Liberal • SPP Family Medicine, Liberal • State Farm – Roger Crossman, Liberal • State Farm, Liberal • SWPP Internal Medicine, Liberal • Tri-State Casing Service, Inc., Liberal • Tuyet and Thuy's Beautiful Nail Spa and Hair Salon, Liberal • Wheatridge, Liberal • Yess Boutique, Liberal
Stanton				<ul style="list-style-type: none"> • Stanton County Health Department, Johnson City • Eagle Travel Stop, Johnson City
Stevens				Stevens County Health Department, Hugoton
Wichita				

* [Community Supporting Breastfeeding](#) (3)

From Kansas Breastfeeding Coalition website <https://ksbreastfeeding.org/>